

# MUSIC Makers



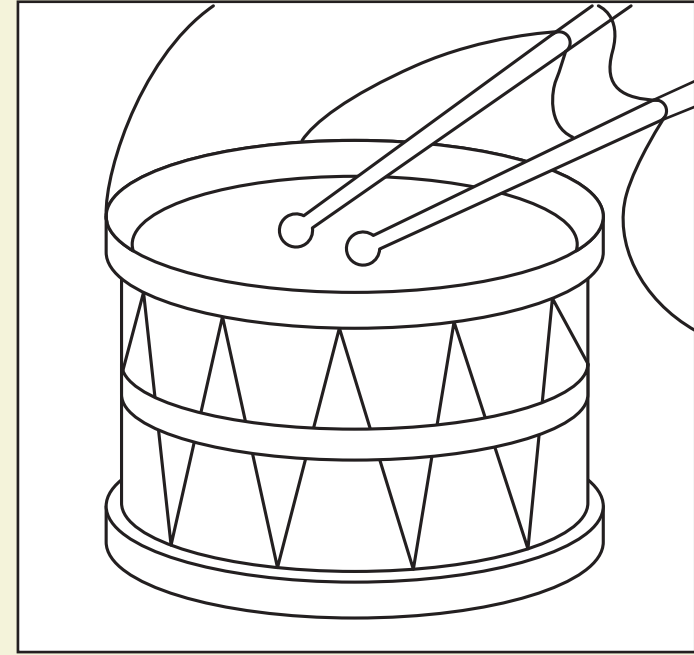
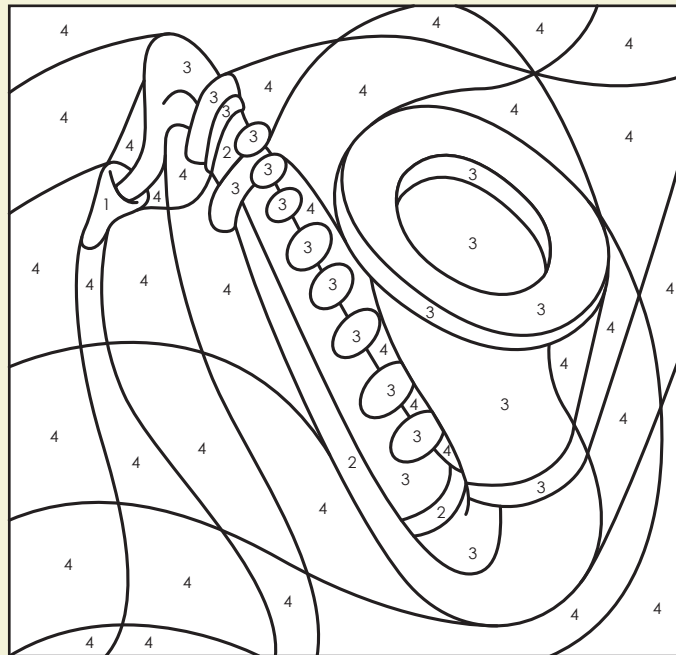

Brought To You By  
Science Centre Singapore



Name:

# Colour the picture according to the numbers given, what do you see?

- 1 Black
- 2 Red
- 3 Yellow
- 4 Green
- 5 Blue



# START

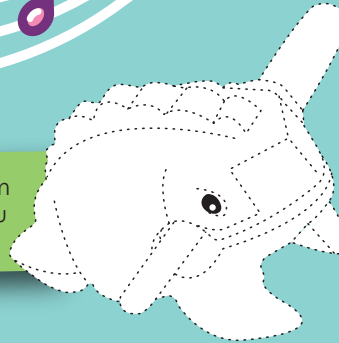


Sounds are made when things vibrate or shake back and forth.

There are certain things in KidsSTOP™ that will make beautiful sounds when you hit it.

Can you find the objects in dotted lines around KidsSTOP? Colour them after you have found them!

I look like a frog and I am made of wood. Can you make me croak?



There are some beads in me that will make loud noises when I am shaken.



Brought To You By Science Centre Singapore

# END


I make sharp sounds by rubbing my front wings! Only the boys can do that, the girls cannot!



Step on me, I do not mind! Can you find how many musical notes I have?



I live with my 7 other siblings. Some of us are tall, some of us are short. Try hitting us with the mallets and hear us sing!





Brought To You By  
Science Centre Singapore

## PARENT'S CORNER

Try this at home with your children!

You can make simple instruments  
by using everyday objects!

Try making a wind chime using  
unused keys tied with strings onto a  
stick.

It will sound beautiful whenever the  
wind blows!

